




Raspberry Pi Touch Display 2

Published November 2024



Overview



Raspberry Pi Touch Display 2 is a 7" touchscreen display for Raspberry Pi. It is ideal for interactive projects such as tablets, entertainment systems, and information dashboards.

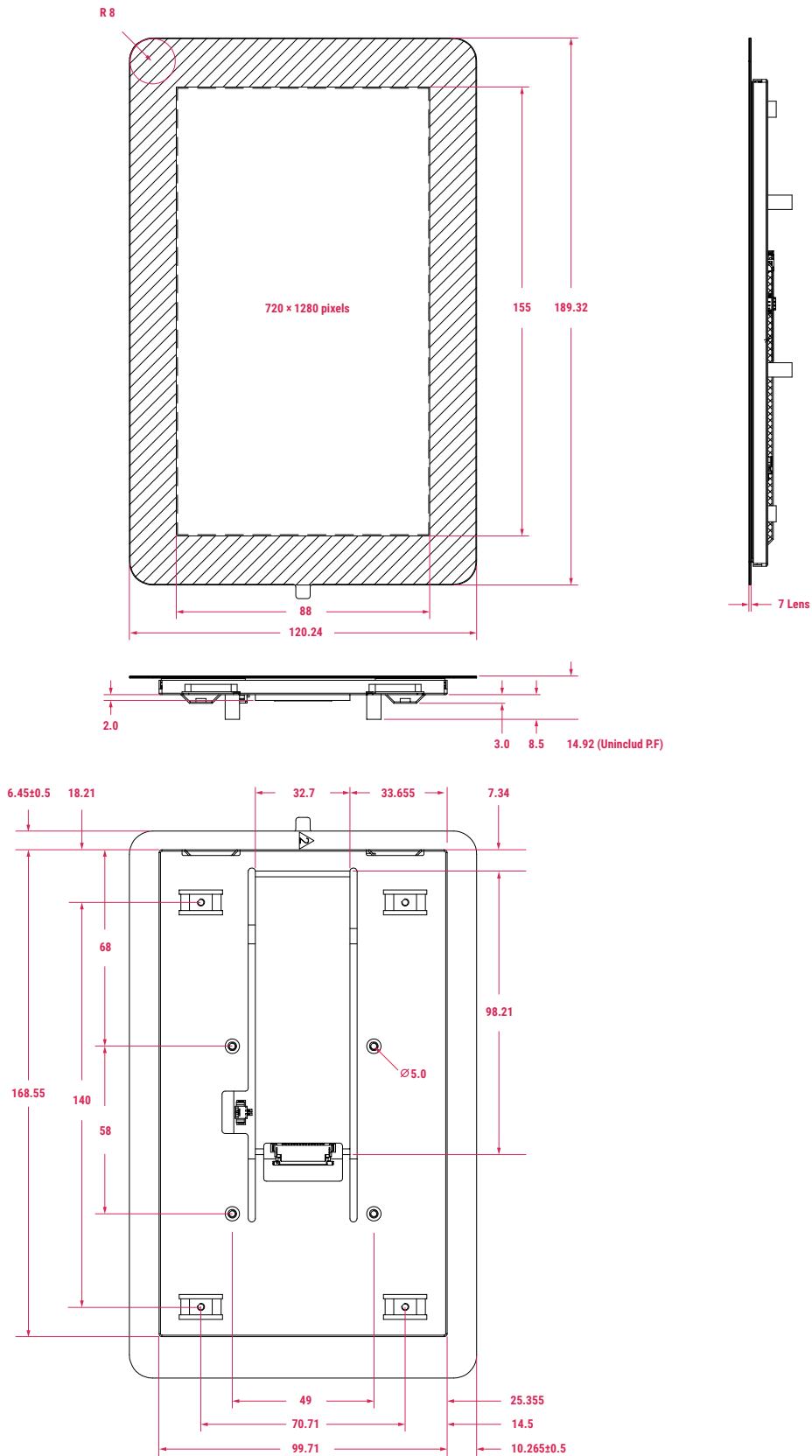
Raspberry Pi OS provides touchscreen drivers with support for five-finger touch and an on-screen keyboard, giving you full functionality without the need to connect a keyboard or mouse.

Only two connections are required to connect the 720 × 1280 display to your Raspberry Pi: power from the GPIO port, and a ribbon cable that connects to the DSI port on all Raspberry Pi computers except for the Raspberry Pi Zero line.

Specification

Size:	189.32mm × 120.24mm
Display size (diagonal):	7 inches
Display format:	720 (RGB) × 1280 pixels
Active area:	88mm × 155mm
LCD type:	TFT, normally white, transmissive
Touch panel:	True multi-touch capacitive touch panel, supporting five-finger touch
Surface treatment:	Anti-glare
Colour configuration:	RGB-stripe
Backlight type:	LED B/L
Production lifetime:	The touch display will remain in production until at least January 2030
Compliance:	For a full list of local and regional product approvals, please visit pip.raspberrypi.com
List price:	\$60


Physical specification



SAFETY INSTRUCTIONS

To avoid malfunction or damage to this product, please observe the following:

- **Before connecting the device, shut down your Raspberry Pi computer and disconnect it from external power.**
- If the cable becomes detached, pull the locking mechanism forward on the connector, insert the ribbon cable ensuring the metal contacts face towards the circuit board, then push the locking mechanism back into place.
- This device should be operated in a dry environment at 0–50°C.
- Do not expose it to water or moisture, or place on a conductive surface whilst in operation.
- Do not expose it to excessive heat from any source.
- Care should be taken not to fold or strain the ribbon cable.
- Care should be taken when screwing in parts. A cross-thread can cause irreparable damage and void the warranty.
- Take care whilst handling to avoid mechanical or electrical damage to the printed circuit board and connectors.
- Store in a cool, dry location.
- Avoid rapid changes of temperature, which can cause moisture to build up in the device.
- The display surface is fragile and has the potential to shatter.





Raspberry Pi is a trademark of Raspberry Pi Ltd
