


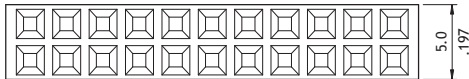
CB91 Series 2.54mm(.100") Dual Row Female Headers

© Mates with CH81, CH84 and CH85 series

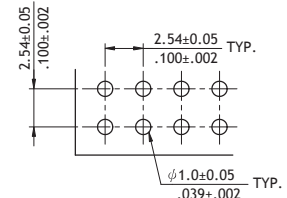
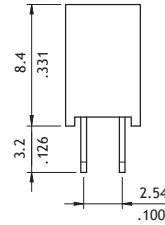
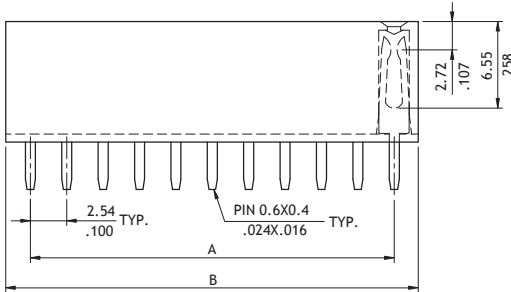
RoHS Compliant



P/N CB91**2V100

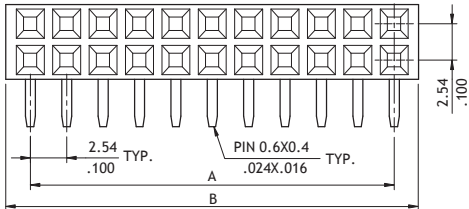


$A = 2.54 * \text{No. of Spaces}$
 $B = A + 3.04$

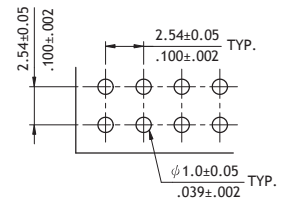
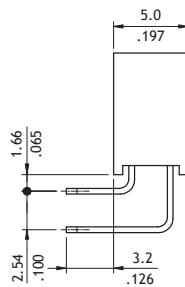
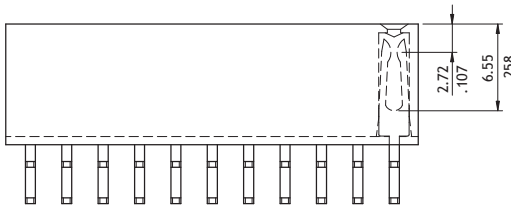


Recommended PCB Layout

P/N CB91**2H100



$A = 2.54 * \text{No. of Spaces}$
 $B = A + 3.0$



Recommended PCB Layout

Ordering Code

① CB 9 1 ② 8 0 ③ 2 ④ V ⑤ 1 ⑥ 0 0

- ① Series No.
- ② No. of Circuits: 04 to 50, 60, 64, 66, 80
- ③ Plating Code:
2 = Gold flash over Nickel
- ④ Tail Style: V = Vertical
H = Right Angle

- ⑤ Color: 1 = Black
- ⑥ Other Options:
00 = Standard
*Special options consult manufacturer